

Flori Line®

For every season



florist

breeding &
propagation

2018 - 2019

Seeds and Seedlings

Flori Line® Giant



Red



Yellow



Coral



Pink



Orange



White






Orange BC




Coral BC

Key features of Flori Line®

-  Strong solid colours and unique two-tones
-  High uniformity in timing and plant size
-  Easy to mix and available in various sizes

 15 - 17 cm
6 - 7 inch

 12 - 14 cm
5 - 5,5 inch

Flori Line® offers highly-uniform, fast-to-finish Gerbera potted plants from seed, with the most vivid colours and well-defined two-tones on the market. Flori Lines® are well-known for their perfectly balanced proportions of flowers and crops and its solid yearround availability. The flexible series offers endless possibilities to boost sales with exciting mixes.

Retail merchandising / display suggestions:

The wide colour palette and fun eye-catching two-tones offer numerous options to be creative with Gerberas all year through. By making seasonal colour combinations and playing with the flower sizes from Giant to Micro, Flori Line® will surprise everyone who needs a grand gesture or just a little gift from the heart.

Flori Line[®]

Maxi



Hot Pink



Dark Purple



Coral



White BC



Yellow BC



Orange BC



Red BC



Lilac BC



Light Pink BC



Eyecatcher Purple BC



Eyecatcher Red BC



Fireball BC



Dark Fireball BC



12 - 15 cm
4,5 - 6 inch



8 - 11 cm
3 - 4,5 inch



Flori Line®

Midi



White



Yellow



Orange



Dark Purple



Lilac



Yellow BC



Red BC



Lilac BC



Light Pink BC



Eyecatcher Purple BC



Eyecatcher Red BC



Fireball BC



Dark Fireball BC



10 - 13 cm
4 - 5 inch



7 - 9 cm
3 - 3,5 inch



Flori Line® Mixes



Select Mix

Select Mix:

- High uniformity in timing and plant size
- Fully programmable
- Well-balanced key colours
- Strong, non-stretching flower stems

Available in Maxi and Midi plant size

Flori Line® is available in various bold mixes. We offer the opportunity to customize your mixes as well. Please contact your sales representative for more information.



	Giant	Maxi	Midi	Mini	Micro
	15 - 17 cm 6 - 7 inch	12 - 15 cm 4,5 - 6 inch	10 - 13 cm 4 - 5 inch	9 - 12 cm 3,5 - 4,5 inch	6 - 10 cm 2,5 - 4 inch
	12 - 14 cm 5 - 5,5 inch	8 - 11 cm 3 - 4,5 inch	7 - 9 cm 3 - 3,5 inch	5 - 7 cm 2 - 3 inch	3 - 5 cm 1 - 2 inch

Flori Line® Assortment

Our Flori Line® assortment consists of:

Giant

Giant White
Giant Yellow **IMPR**
Giant Coral
Giant Pink
Giant Orange
Giant Red **NEW**
Giant Orange BC
Giant Coral BC

Maxi

Maxi White
Maxi Yellow
Maxi Orange
Maxi Red
Maxi Purple
Maxi Hot Pink
Maxi Dark Purple
Maxi Pink **IMPR**
Maxi Coral
Maxi White BC
Maxi Yellow BC
Maxi Orange BC **IMPR**
Maxi Red BC
Maxi Lilac BC
Maxi Pink BC
Maxi Light Pink BC
Maxi Eyecatcher Purple BC
Maxi Eyecatcher Red BC
Maxi Fireball BC
Maxi Dark Fireball BC

Midi

Midi White
Midi Yellow
Midi Orange

Midi Red
Midi Dark Purple
Midi Lilac
Midi Pink
Midi White BC
Midi Yellow BC
Midi Orange BC
Midi Red BC
Midi Burgundy BC
Midi Lilac BC
Midi Lavender BC
Midi Pink BC
Midi Light Pink BC
Midi Bicolour BC
Midi Eyecatcher Purple BC
Midi Eyecatcher Dark Purple BC
Midi Eyecatcher Red BC
Midi Eyecatcher Twilight BC
Midi Fireball BC
Midi Dark Fireball BC
Midi Monet BC

Mini

Mini White
Mini Yellow
Mini Orange
Mini Red
Mini Lilac
Mini Hot Pink
Mini Pink
Mini White BC
Mini Yellow BC
Mini Orange BC **IMPR**
Mini Red BC
Mini Lilac BC
Mini Dark Purple BC
Mini Pink BC

Mini Eyecatcher Hot Pink BC
Mini Eyecatcher Red BC
Mini Contour BC

Micro

Micro White
Micro Yellow
Micro Orange
Micro Red
Micro Purple
Micro Margarita
Micro Yellow BC
Micro Orange BC
Micro Red BC
Micro Lilac BC
Micro Pink BC
Micro Sunrise BC

Mixes

Maxi Select Mix **NEW**
Maxi Select Mix BC **NEW**
Maxi Hot Summer Mix
Maxi Spider Mix
Midi Select Mix **NEW**
Midi Select Mix BC **NEW**
Pink Splash Mix
Jack Frost Mix BC
Halloween Mix BC
Midi Spider Mix
Mini Mix
Mini Mix BC
Mini Spider Mix
Micro Mix
Micro Mix BC
Micro Spider Mix

Customizable mixes

What to order

SEED & SEEDLINGS

ORDERING INFORMATION

- Flori Line® Seeds – 1000 seeds per unit
- Flori Line® Seedlings – 144 paperplugs per tray



Rooted young plants



Paper plug



Seeds





cultivation manual

Flori Line®



substrate

Substrate for seedlings

Use an airy, well-draining, moist, substrate when sowing gerbera seeds in the plugs.

- pH 5,5 - 5,8
- EC 0,7 - 1,0

Adding 15% Perlite is recommended.

Substrate for transplanting

• Use a well-draining substrate

- pH 5,5 - 5,8
- EC 1,0 - 1,2

Adding 20% Perlite is recommended.



irrigation

Start with overhead irrigation (for strong root development). When the flower buds appear, ebb/flow or drip tubes are preferred.

Irrigation timing: in the morning. The crops should be dry when the night falls, to avoid fungal/root problems.

Watering: during the germination phase (4 to 6 days) keep the soil moist. After germination Gerbera prefers a moderate to dry soil condition.



pots

Sowing & Transplanting

Sow Flori Line® in paper plugs (tray size: 144 to 128 cells) with a coarse substrate for successful germination and rooting.

Transplant the seedlings 6 weeks after sowing. The seedlings can be transplanted in 6-15 cm / 2,5-6 inch pots. Transplant the plant in the center of the pot, with the top of the plug leveling the surface of substrate. Use pots with at least 4 drainage holes and a lip.

After transplanting place the pots pot-tight for an optimal micro climate.



Recommended fertilizer

EC	pH	NH ₄ ppm	K ppm	Ca ppm	Mg ppm	NO ₃ ppm	Cl ppm	SO ₄ ppm	P ppm	Fe ppm	Mn ppm	Zn ppm	B ppm	Cu ppm	Mo ppm
1,8 ↓ 2,5	5,7	9 ↑	196	188	44	682	60	192	56	2,24	0,27	0,33	0,38	0,06	0,10

depending on pH and water quality

Or use a basic NPK fertilizer, such as: 18-9-18 or 17-5-17 with added micro elements

optimal climate

	 wk	 °C / °F	 RH	
plug 1-6		24→19°C/75→66°F	99→75%	200→450 Watt/m ² 20.000→45.000 lux/1.800→4.100 f.c.
start 1-4		19-20°C / 66-68°F	80%	350 Watt/m ² 35.000 lux / 3.200 f.c.
vegetative 5-9		18-19°C / 64-66°F	75%	450 Watt/m ² 45.000 lux / 4.100 f.c.
flowering 10-12		15-17°C / 59-63°F	70%	450 - 550 Watt/m ² 45.000 54.000 lux / 4.100 - 5.000 f.c.



spacing

To prevent stretching of the leaves, we advise spacing of the pots approx. 3 weeks after transplanting or when the leaves touch.

Pot	10 cm / 4 inch		12 cm / 4,5 inch		15 cm / 6 inch	
	m ²	ft ²	m ²	ft ²	m ²	ft ²
Pot-tight	100	10	69	6,9	43	4,3
Spaced	33	3,3	23	2,3	15	1,5



general remarks

- Irrigation management is the key. Overwatering is a common cause of low quality and high crop losses.
- There is no need for Plant Growth Regulators.
- Common challenges: leaf miner, white fly, thrips, botrytis, powdery mildew, broad mites/cyclamen mites, aphids and pythium.
- For custom growing recommendations based on your specific environment please contact Florist Holland BV



finishing

Retail ready

Timetable after transplanting, depending on environmental conditions and pot size:

		in summer	in winter
Giant	15-17cm / 6-7"	10 - 11 weeks	10 - 12 weeks
Maxi	12-15cm / 4,5-6"	8 - 9 weeks	9 - 11 weeks
Midi	10-13cm / 4-5"	8 - 9 weeks	9 - 11 weeks
Mini	9-12cm / 3,5-4,5"	7 - 8 weeks	8 - 10 weeks
Micro	6-10cm / 2,5-4"	7 - 8 weeks	8 - 10 weeks

Florist Holland B.V.

P.O. Box 3
1430 AA, Aalsmeer
the Netherlands

T +31(0)297 328 229

E info@floristholland.com

I www.floristholland.com

florist

breeding &
propagation

The guidelines in this manual are based on North European climate conditions and can be used as a starting point. Crop times may vary depending on the climate, location, time of year and greenhouse environmental conditions.

Florist Holland

Contact information

FLORIST HOLLAND B.V.

Mailing address

P.O. Box 3
1430 AA Aalsmeer
The Netherlands

Office

Dwarsweg 15
1424 PL De Kwakel
The Netherlands

Contact

T +31(0)297 328 229
F +31(0)297 343 061
info@floristholland.com
www.floristholland.com

MANAGING DIRECTOR

Mr. Melchior Moen

+31 (0) 653 28 59 34
m.moen@floristholland.com

AREA EXPORT MANAGERS

Mr. Jan Jorrit Eveleens

*Argentina, Brazil, Chili, Cyprus, Greece,
Malta, Portugal, Spain*
+31 (0) 653 99 07 82
jj.eveleens@floristholland.com

Mr. Arthur Kramer

*Central America, France, Italy (del Sud),
Mexico, La Reunion, South America*
+31 (0) 620 24 56 33
a.kramer@floristholland.com

Mr. Robin van der Meer

The Netherlands, Belgium
+31 (0) 622 237 593
r.vandermeer@floristholland.com

Mr. Stein Schouten

*Austria, Bulgaria, Croatia, Czech
Republic, Germany, Hungary, Poland,
Romania, Scandinavia, Slovakia, Slovenia,
Switzerland, Turkey, Ukraine*
+31 (0) 620 39 6012
s.schouten@floristholland.com

Mr. Sjaak Sijm

Africa, Asia
+31 (0) 620 54 61 60
s.sijm@floristholland.com

Mr. Marcel van Vemde

*Armenia, Australia, Belarus,
Ierland, India, Israel, Italy (del Nord),
New Zealand, Russia, United Kingdom,
former republics of the USSR*
+31 (0) 653 85 06 80
m.vanvemde@floristholland.com

Mrs. Judy Born

Canada West, USA
+1 778 80 95 900
j.born@floristholland.com

Ms. Felicia Vandervelde

Canada East, USA
+1 905 35 99 457
f.vandervelde@floristholland.com

SALES SUPPORT

Mrs. Sabine van der Veen-Klijn

+31 (0) 297 328 229
s.vanderveen@floristholland.com

Mr. Peter Vrolijk

+31 (0) 297 328 229
support@floristholland.com

MARKETING MANAGERS

Ms. Saskia Bakker

+31 (0) 651 759 479
s.bakker@floristholland.com

Ms. Lisanne Fabriek

+31 (0) 629 712 868
l.fabriek@floristholland.com

Mrs. Natasja van Ruiten

+31 (0) 625 475 804
n.vanruiten@floristholland.com



Florist Holland is specialized in breeding and propagation of Gerbera potted plants and cut flowers. With over 40 solid years of experience and supported by our global network of cultivation advisors, sales and distribution partners, we supply seeds and young plants to customers all over the world. With the world's widest scope of Gerberas, we offer unique series that each stand out in their own way. Let's get together and create some extraordinary business.

With a well-established worldwide sales network, Florist Holland B.V. exports products all over the world. For contact details from agents or distributors in your region, please contact the Florist Holland office in the Netherlands. All offers, agreements and supplies shall be made and concluded under and with due observance of the General Conditions of the Association Plantum NL, as filed with the Chamber of Commerce in Rotterdam, Gouda office, the Netherlands on 21 May 2012.

Garvinea®

Garden Gerbera



florist
breeding &
propagation

2018 - 2019
Tissue Culture Young Plants

Garvinea®

Garden Gerbera



Sweet Caroline®



Sweet Fiesta®



Sweet Frosting®



Sweet Glow®



Sweet Heart®



Sweet Honey®



Sweet Love®



Sweet Memories®



9 - 21 cm
3,5 - 8 inch



6 - 8 cm
2,5 - 3 inch

Flowering period:

Continuously, from early spring until the first frost.

Habit:

Upright, mounding

Grows to height/width:

Plant height: 30 to 40 cm / 12 to 16 inch
Plant width: 30 to 40 cm / 12 to 16 inch

Garvinea®

Garden Gerbera



Sweet Sixteen®



Sweet Smile®



Sweet Spice®



Sweet Sunset®



Sweet Surprise®






Classic Kendall®



Classic Sylvana®



Key features of Garvinea®

-  Sun loving & easy to grow
-  All season colour for your gardens & containers
-  Attracts bees and butterflies

Garvinea® is the first true garden Gerbera. With great weather tolerance, Garvinea® provides lots of happy colours from early spring until the first frost. This robust garden plant offers countless long-lasting, large flowers. Garvinea® brings your garden to life, by attracting friendly pollinators as bees and butterflies. At the same time it is highly resistant to pests and diseases, even to rabbits and deer.

Retail merchandising/display suggestions

Garvinea® is an excellent choice for garden borders and great for planting in outdoor containers. Combine Garvinea® with other flowering plants and ornamental grasses. Use it as the centerpiece to give colourful height to your bold combos.

Garvinea® Assortment

Our complete Garvinea® garden Gerbera assortment consists of:



- Sweet Caroline® *Garsweetcaro*
- Sweet Dreams®
- Sweet Fiesta® **NEW**
- Sweet Frosting® **NEW**
- Sweet Glow® *Garglow*
- Sweet Heart® *Garheart*
- Sweet Honey® *Garhoney*
- Sweet Love® *Garswlove*
- ◐ Sweet Memories® *Garsweetmemo*
- Sweet Sixteen® *Garsixteen*
- Sweet Smile® *Garsmile*
- Sweet Spice® *Garspice*
- Sweet Sunset® **NEW**
- Sweet Surprise® *Garsurprise*
- Classic Kendall® *Garkendall*
- Classic Sylvana® *Garsylvana*

What to order

TISSUE CULTURE YOUNG PLANTS

Choose the type of starting material that suits your business best. Product tags are available in several language combinations.

ORDERING INFORMATION

- Ex agar tissue culture plants
- Glue plug – 200 plants per tray.
- 7 cm pot – 24 plants per tray
- 9 cm pot – 18 plants per tray



Rooted young plants



Glue plug



7 cm pot



9 cm pot



Ex-agar, stage 3



cultivation manual

Garvinea®



substrate

Substrate for transplanting

- Use a well draining, coarse substrate for successful rooting
- pH between 5,5 - 5,8
- EC around 1,0 - 1,5

Watch the pH; a high pH can cause chlorotic leaves.



irrigation

Start with overhead irrigation (for strong root development). When the flower buds appear, ebb/flow or drip tubes are preferred.

Irrigation timing: in the morning.

Watering: Gerbera prefers a moderate to dry soil condition.



pots

The young plants can be transplanted in 9-21 cm / 3,5-8" pots. Transplant the plant in the center of the pot, with the top of the plug leveling the surface of substrate. Use pots with at least 4 drainage holes and a lip. After transplanting place the pots pot-tight for an optimal micro climate.

Recommended fertilizer

pH	NH ₄ ppm	K ppm	Ca ppm	Mg ppm	NO ₃ ppm	Cl ppm	SO ₄ ppm	P ppm	Fe ppm	Mn ppm	Zn ppm	B ppm	Cu ppm	Mo ppm
5,7	9	196	188	44	682	60	192	56	2,24	0,27	0,33	0,38	0,06	0,10

↑ depending on pH and water quality

EC

Start phase 1-6 weeks: 1,5 - 2,0

Flowering phase: 2,0 - 2,8

Or use a basic NPK fertilizer, such as: 18-9-18 or 17-5-17 with added micro elements.



optimal climate

The drop in night temperature allows the plant to set several buds and finish with a full canopy of colour.

During dark wintertimes artificial lighting is recommended to maintain the product quality. Add approx. 5.500 lux (510 f.c.) to ensure optimal light levels.



wk	day & night	humidity	light
1-3	15-20°C / 59-68°F	<80%	300 Watt/m ² 30.000 Lux / 2.750 f.c.
4-6	12-18°C / 54-64°F	<80%	400-500 Watt/m ² 40.000-50.000 Lux / 3.500-4.500 f.c.
7-12	day 8-18°C / 46-64°F night 8-12°C / 46-54°F	<80%	500-600 Watt/m ² 50.000-60.000 Lux / 4.500-5.500 f.c.



spacing

As soon as the leaves touch, the plants can be spaced. This is approximately 5 weeks after transplanting.

- Average pot size: 13-19cm / 5-7" pot
- transplanted: 50 plants per m² / 5 per ft²
 - spaced: 10 plants per m² / 1 per ft²



finishing

Around 6 to 7 weeks after transplanting the first flowers will appear.

Retail ready

Timetable after transplanting, depending on environmental conditions and pot size:

In summer	8 to 12 weeks
In winter	12 to 14 weeks



general remarks

- Irrigation management is the key. Overwatering is a common cause of low quality and high crop losses.
- Garvinea® can be produced at relatively low temperatures and little to no intervention of pesticides.
- There is no need for Plant Growth Regulators.
- For custom growing recommendations based on your specific environment please contact Florist Holland BV

Florist Holland B.V.
P.O. Box 3
1430 AA, Aalsmeer
the Netherlands

T +31(0)297 328 229
E info@floristholland.com
I www.floristholland.com

florist

breeding &
propagation

Florist Holland

Contact information

FLORIST HOLLAND B.V.

Mailing address

P.O. Box 3
1430 AA Aalsmeer
The Netherlands

Office

Dwarsweg 15
1424 PL De Kwakel
The Netherlands

Contact

T +31(0)297 328 229
F +31(0)297 343 061
info@floristholland.com
www.floristholland.com

MANAGING DIRECTOR

Mr. Melchior Moen

+31 (0) 653 28 59 34
m.moen@floristholland.com

AREA EXPORT MANAGERS

Mr. Jan Jorrit Eveleens

*Argentina, Brazil, Chili, Cyprus, Greece,
Malta, Portugal, Spain*
+31 (0) 653 99 07 82
jj.eveleens@floristholland.com

Mr. Arthur Kramer

*Central America, France, Italy (del Sud),
Mexico, La Reunion, South America*
+31 (0) 620 24 56 33
a.kramer@floristholland.com

Mr. Robin van der Meer

The Netherlands, Belgium
+31 (0) 622 237 593
r.vandermeer@floristholland.com

Mr. Stein Schouten

*Austria, Bulgaria, Croatia, Czech
Republic, Germany, Hungary, Poland,
Romania, Scandinavia, Slovakia, Slovenia,
Switzerland, Turkey, Ukraine*
+31 (0) 620 39 6012
s.schouten@floristholland.com

Mr. Sjaak Sijm

Africa, Asia
+31 (0) 620 54 61 60
s.sijm@floristholland.com

Mr. Marcel van Vemde

*Armenia, Australia, Belarus,
Ierland, India, Israel, Italy (del Nord),
New Zealand, Russia, United Kingdom,
former republics of the USSR*
+31 (0) 653 85 06 80
m.vanvemde@floristholland.com

Mrs. Judy Born

Canada West, USA
+1 778 80 95 900
j.born@floristholland.com

Ms. Felicia Vandervelde

Canada East, USA
+1 905 35 99 457
f.vandervelde@floristholland.com

SALES SUPPORT

Mrs. Sabine van der Veen-Klijn

+31 (0) 297 328 229
s.vanderveen@floristholland.com

Mr. Peter Vrolijk

+31 (0) 297 328 229
support@floristholland.com

MARKETING MANAGERS

Ms. Saskia Bakker

+31 (0) 651 759 479
s.bakker@floristholland.com

Ms. Lisanne Fabriek

+31 (0) 629 712 868
l.fabriek@floristholland.com

Mrs. Natasja van Ruiten

+31 (0) 625 475 804
n.vanruiten@floristholland.com




Florist Holland is specialized in breeding and propagation of Gerbera potted plants and cut flowers. With over 40 solid years of experience and supported by our global network of cultivation advisors, sales and distribution partners, we supply seeds and young plants to customers all over the world. With the world's widest scope of Gerberas, we offer unique series that each stand out in their own way. Let's get together and create some extraordinary business.

With a well-established worldwide sales network, Florist Holland B.V. exports products all over the world. For contact details from agents or distributors in your region, please contact the Florist Holland office in the Netherlands. All offers, agreements and supplies shall be made and concluded under and with due observance of the General Conditions of the Association Plantum NL, as filed with the Chamber of Commerce in Rotterdam, Gouda office, the Netherlands on 21 May 2012.

Patio Gerbera

The Finishing Touch



florist

breeding &
propagation

2018 - 2019

Tissue Culture Young Plants

Patio Gerbera

Solid Colours



Bighorn®



Glacier®



Great Smoky Mountains®



Kruger®



Olympic®



Orange County®



Redwood®



Sedona®



Serengeti®



19 - 30 cm
7 - 12 inch



9 - 16 cm
3,5 - 6 inch

Flowering period:

From late spring until
early autumn

Habit:

Upright, mounding

Grows to height/width:

Plant height: 45 to 50 cm / 18 to 20 inch
Plant width: 40 to 45 cm / 16 to 18 inch



Patio Gerbera Bicolours



Capitol Reef®



Everglades®



Fundy®



Grand Canyon®



Karoo®






Painted Desert®



Volcanoes®

Key features of Patio Gerbera®

-  WOW! These flowers are huge and stylish!
-  Rich flowering from late spring to early autumn
-  Bonus: Pick your own flowers

Patio Gerberas are voluminous plants with stunning palm-size flowers, for an instant WOW effect at the front door, patio, terrace or veranda. Patio Gerbera is available in a wide range of varieties, from solid colours to beautiful bicolours. With its show-stopping flowers Patio Gerbera is a true retail favorite.

Retail merchandising/display suggestions

Clustered in large containers Patio Gerberas offer a great burst of beauty. The long-lasting, successive flowers will hold their colour for weeks. Patio Gerberas are a great alternative to a gift bouquet.

Patio Gerbera Assortment

Our complete Patio Gerbera assortment consists of:



- Bighorn®
- ◐ Capitol Reef®
- ◐ Everglades® *Florglades*
- ◐ Fundy® *Flofundy*
- Glacier® *Floglacier*
- ◐ Grand Canyon® *Florgrand*
- Great Smoky Mountains® *Flosmoky*
- ◐ Karoo® *Florkaroo*
- Kruger® *Flokruger*
- Olympic® *Florolympic*
- Orange County® **NEW**
- ◐ Painted Desert® **NEW**
- Redwood®
- Sedona®
- Serengeti® *Flogeri*
- Volcanoes® *Flocanoes* **IMPR**

What to order

TISSUE CULTURE YOUNG PLANTS

Choose the type of starting material that suits your business best. Product tags are available in several language combinations.

ORDERING INFORMATION

- Ex agar tissue culture plants
- Jiffy 4 – 107 plants per tray
- Jiffy 6 – 45 plants per tray
- 9 cm pot – 18 plants per tray



Rooted young plants



Jiffy 4



Jiffy 6



9 cm pot



Ex-agar, stage 3



cultivation manual

Patio Gerbera



substrate

Substrate for transplanting

- Use a well draining, coarse substrate for successful rooting
- pH between 5,5 - 5,8
- EC around 1,0 - 1,5

Watch the pH; a high pH can cause chlorotic leaves.



irrigation

Start with overhead irrigation (for strong root development). When the flower buds appear, ebb/flow or drip tubes are preferred.

Irrigation timing: in the morning.

Watering: Gerbera prefers a moderate to dry soil condition.



pots

The young plants can be transplanted in 19-25 cm / 7-10" pots. Transplant the plant in the center of the pot, with the top of the plug leveling the surface of substrate. Use pots with at least 6 drainage holes and a lip. After transplanting place the pots pot-tight for an optimal micro climate.

Recommended fertilizer

pH	NH ₄ ppm	K ppm	Ca ppm	Mg ppm	NO ₃ ppm	Cl ppm	SO ₄ ppm	P ppm	Fe ppm	Mn ppm	Zn ppm	B ppm	Cu ppm	Mo ppm
5,7	9	196	188	44	682	60	192	56	2,24	0,27	0,33	0,38	0,06	0,10

depending on pH and water quality

EC

Start phase 1-6 weeks: 1,5 - 2,0

Flowering phase: 2,0 - 2,8

Or use a basic NPK fertilizer, such as: 18-9-18 or 17-5-17 with added micro elements.



optimal climate

The drop in night temperature allows the plant to set several buds and finish with a full canopy of colour.

During dark wintertimes artificial lighting is recommended to maintain the product quality. Add approx. 5.500 lux (510 f.c.) to ensure optimal light levels.



wk	day & night	RH	light
1-3	18-20°C / 64-68°F	<80%	300 Watt/m ² 30.000 lux / 2.750 f.c.
4-6	18-20°C / 64-68°F	<80%	400-500 Watt/m ² 40.000-50.000 lux / 3.500-4.500 f.c.
7-12	day 18-19°C / 64-66°F night 15-16°C / 59-61°F	<80%	500-600 Watt/m ² 50.000-60.000 lux / 4.500-5.500 f.c.



spacing

As soon as the leaves touch, the plants can be spaced. This is approximately 6 to 8 weeks after transplanting.

- Average pot size: 19cm / 7" pot
- transplanted: 24 plants per m² / 3 per ft²
 - spaced: 8 plants per m² / 1 per ft²



general remarks

- Irrigation management is the key. Overwatering is a common cause of low quality and high crop losses.
- There is no need for Plant Growth Regulators.
- Common challenges: leaf miner, white fly, thrips, botrytis, powdery mildew, broad mites/cyclamen mites, aphids, pythium and phytophthora.
- For custom growing recommendations based on your specific environment please contact Florist Holland BV



finishing

Around 6 to 10 weeks after transplanting the first flowers will appear. Pinch the first buds to stimulate the plant to create more buds for multiple open flowers at point of sale.

Retail ready

We advise to have at least 3 flowers open and buds in the plant at time of sale. Timetable after transplanting, depending on climate conditions and pot size:

In summer	12 to 16 weeks
In winter	16 to 20 weeks

Florist Holland B.V.
P.O. Box 3
1430 AA, Aalsmeer
the Netherlands

T +31(0)297 328 229
E info@floristholland.com
I www.floristholland.com

florist

breeding &
propagation

The guidelines in this manual are based on North European climate conditions and can be used as a starting point. Crop times may vary depending on the climate, location, time of year and greenhouse environmental conditions.

Florist Holland

Contact information

FLORIST HOLLAND B.V.

Mailing address

P.O. Box 3
1430 AA Aalsmeer
The Netherlands

Office

Dwarsweg 15
1424 PL De Kwakel
The Netherlands

Contact

T +31(0)297 328 229
F +31(0)297 343 061
info@floristholland.com
www.floristholland.com

MANAGING DIRECTOR

Mr. Melchior Moen

+31 (0) 653 28 59 34
m.moen@floristholland.com

AREA EXPORT MANAGERS

Mr. Jan Jorrit Eveleens

*Argentina, Brazil, Chili, Cyprus, Greece,
Malta, Portugal, Spain*
+31 (0) 653 99 07 82
jj.eveleens@floristholland.com

Mr. Arthur Kramer

*Central America, France, Italy (del Sud),
Mexico, La Reunion, South America*
+31 (0) 620 24 56 33
a.kramer@floristholland.com

Mr. Robin van der Meer

The Netherlands, Belgium
+31 (0) 622 237 593
r.vandermeer@floristholland.com

Mr. Stein Schouten

*Austria, Bulgaria, Croatia, Czech
Republic, Germany, Hungary, Poland,
Romania, Scandinavia, Slovakia, Slovenia,
Switzerland, Turkey, Ukraine*
+31 (0) 620 39 6012
s.schouten@floristholland.com

Mr. Sjaak Sijm

Africa, Asia
+31 (0) 620 54 61 60
s.sijm@floristholland.com

Mr. Marcel van Vemde

*Armenia, Australia, Belarus,
Ierland, India, Israel, Italy (del Nord),
New Zealand, Russia, United Kingdom,
former republics of the USSR*
+31 (0) 653 85 06 80
m.vanvemde@floristholland.com

Mrs. Judy Born

Canada West, USA
+1 778 80 95 900
j.born@floristholland.com

Ms. Felicia Vandervelde

Canada East, USA
+1 905 35 99 457
f.vandervelde@floristholland.com

SALES SUPPORT

Mrs. Sabine van der Veen-Klijn

+31 (0) 297 328 229
s.vanderveen@floristholland.com

Mr. Peter Vrolijk

+31 (0) 297 328 229
support@floristholland.com

MARKETING MANAGERS

Ms. Saskia Bakker

+31 (0) 651 759 479
s.bakker@floristholland.com

Ms. Lisanne Fabriek

+31 (0) 629 712 868
l.fabriek@floristholland.com

Mrs. Natasja van Ruiten

+31 (0) 625 475 804
n.vanruiten@floristholland.com



Florist Holland is specialized in breeding and propagation of Gerbera potted plants and cut flowers. With over 40 solid years of experience and supported by our global network of cultivation advisors, sales and distribution partners, we supply seeds and young plants to customers all over the world. With the world's widest scope of Gerberas, we offer unique series that each stand out in their own way. Let's get together and create some extraordinary business.

With a well-established worldwide sales network, Florist Holland B.V. exports products all over the world. For contact details from agents or distributors in your region, please contact the Florist Holland office in the Netherlands. All offers, agreements and supplies shall be made and concluded under and with due observance of the General Conditions of the Association Plantum NL, as filed with the Chamber of Commerce in Rotterdam, Gouda office, the Netherlands on 21 May 2012.

Sundayz®

Long-lasting
double flowers



florist

breeding &
propagation

2018 - 2019
Seeds and Seedlings

Sundayz® Mixes



Maxi Mix



Midi Mix



Mini Mix



Micro Mix



Midi Berries & Cream BC

Winning combinations for
colour bowls and planters



	Maxi	Midi	Mini	Micro
	12 - 15 cm 4,5 - 6 inch	10 - 13 cm 4 - 5 inch	9 - 12 cm 3,5 - 4,5 inch	6 - 10 cm 2,5 - 4 inch
	8 - 11 cm 3 - 4,5 inch	7 - 9 cm 3 - 3,5 inch	5 - 7 cm 2 - 3 inch	3 - 5 cm 1 - 2 inch

Sundayz®

Individual colours



Maxi Red BC



Midi Red BC



Midi Purple BC



Mini Pink



Mini White



Mini Yellow



Mini Orange



Mini Red






Mini Lilac



Mini Bicolour BC

Key features of Sundayz®

-  Double flowers, double joy
-  7 to 10 days longer shelf life
-  Vibrant colours, available in various sizes and mixes

 6 - 15 cm
2,5 - 6 inch

 3 - 11 cm
1 - 4,5 inch

This premium quality gerbera pot plant series offers long-lasting double flowers, for brightly coloured displays. The double flowers have less pollen, which causes the individual flowers to look fresh much longer than the average Gerbera potted plant. The Sundayz® Gerbera line from seed is available in Micro, Mini, Midi and Maxi sized mixes and several solid varieties.

Retail merchandising / display suggestions:

Long-lasting flowers mean more longevity at retail and a longer shelf life. Sundayz® has a great indoor-outdoor versatility: a fun splash of colour in the livingroom, on a windowsill or even on a balcony or terrace table.

Sundayz® Assortment

Our Sundayz® assortment consists of:



Maxi

Maxi Red BC

Midi

Midi Red BC **NEW**

Midi Purple BC **NEW**

Midi Berries & Cream BC

Mini

Mini White

Mini Yellow

Mini Orange

Mini Red

Mini Pink

Mini Lilac

Mini Bicolour BC

Mixes

Maxi Mix

Midi Mix

Mini Mix

Micro Mix

What to order

Choose the type of starting material
that suits your business best:

- Sundayz® Seeds - 1000 seeds per unit
 - Sundayz® Seedlings - 144 paperplugs per tray
- Ask your representative for more information



Sundayz® Micro



Sundayz® Mini



Rooted young plants



Seeds



Paper plug



Sundayz® Midi



Sundayz® Maxi



substrate

Substrate for seedlings

Use an airy, well-draining, moist, substrate when sowing gerbera seeds in the plugs.

- pH 5,5 - 5,8
- EC 0,7 - 1,0

Adding 15% Perlite is recommended.

Substrate for transplanting

- Use a well-draining substrate
- pH 5,5 - 5,8
- EC 1,0 - 1,2

Adding 20% Perlite is recommended.



irrigation

Start with overhead irrigation (for strong root development). When the flower buds appear, ebb/flow or drip tubes are preferred.

Irrigation timing: in the morning. The crops should be dry when the night falls, to avoid fungal/root problems.

Watering: during the germination phase (4 to 6 days) keep the soil moist. After germination Gerbera prefers a moderate to dry soil condition.



pots

Sowing & Transplanting

Sow Sundayz® in paper plugs (tray size: 144 to 128 cells) with a coarse substrate for successful germination and rooting.

Transplant the seedlings 6 weeks after sowing. The seedlings can be transplanted in 6-15 cm / 2,5-6 inch pots. Transplant the plant in the center of the pot, with the top of the plug leveling the surface of substrate. Use pots with at least 4 drainage holes and a lip.

After transplanting place the pots pot-tight for an optimal micro climate.





Recommended fertilizer

EC	pH	NH ₄ ppm	K ppm	Ca ppm	Mg ppm	NO ₃ ppm	Cl ppm	SO ₄ ppm	P ppm	Fe ppm	Mn ppm	Zn ppm	B ppm	Cu ppm	Mo ppm
1,8 ↓ 2,5	5,7	9 ↑	196	188	44	682	60	192	56	2,24	0,27	0,33	0,38	0,06	0,10

depending on pH and water quality

Or use a basic NPK fertilizer, such as: 18-9-18 or 17-5-17 with added micro elements

optimal climate

	 wk	 °C / °F	 RH	
plug 1-6		24→19°C/75→66°F	99→75%	200→450 Watt/m ² 20.000→45.000 lux/1.800→4.100 f.c.
start 1-4		19-20°C / 66-68°F	80%	350 Watt/m ² 35.000 lux / 3.200 f.c.
vegetative 5-8		17-19°C / 63-66°F	75%	450 Watt/m ² 45.000 lux / 4.100 f.c.
flowering 9-11		12-17°C / 54-63°F	70%	450 - 550 Watt/m ² 45.000-54.000 lux / 4.100 - 5.000 f.c.



spacing

To prevent stretching of the leaves, we advise spacing of the pots approx. 3 weeks after transplanting or when the leaves touch.

Pot	10 cm / 4 inch		12 cm / 4,5 inch		15 cm / 6 inch	
	m ²	ft ²	m ²	ft ²	m ²	ft ²
Pot-tight	100	10	69	6,9	43	4,3
Spaced	33	3,3	23	2,3	15	1,5



general remarks

- Irrigation management is the key. Overwatering is a common cause of low quality and high crop losses.
- There is no need for Plant Growth Regulators.
- Common challenges: leaf miner, white fly, thrips, botrytis, powdery mildew, broad mites/cyclamen mites, aphids and pythium.
- For custom growing recommendations based on your specific environment please contact Florist Holland BV



finishing

Retail ready

Timetable after transplanting, depending on environmental conditions and pot size:

		in summer	in winter
Maxi	12-15cm / 4,5-6"	8 - 9 weeks	9 - 11 weeks
Midi	10-13cm / 4-5"	8 - 9 weeks	9 - 11 weeks
Mini	9-12cm / 3,5-4,5"	7 - 8 weeks	8 - 10 weeks
Micro	6-10cm / 2,5-4"	7 - 8 weeks	8 - 10 weeks

Florist Holland B.V.

P.O. Box 3
1430 AA, Aalsmeer
the Netherlands

T +31(0)297 328 229

E info@floristholland.com

I www.floristholland.com

florist

breeding & propagation

Florist Holland

Contact information

FLORIST HOLLAND B.V.

Mailing address

P.O. Box 3
1430 AA Aalsmeer
The Netherlands

Office

Dwarsweg 15
1424 PL De Kwakel
The Netherlands

Contact

T +31(0)297 328 229
F +31(0)297 343 061
info@floristholland.com
www.floristholland.com

MANAGING DIRECTOR

Mr. Melchior Moen

+31 (0) 653 28 59 34
m.moen@floristholland.com

AREA EXPORT MANAGERS

Mr. Jan Jorrit Eveleens

*Argentina, Brazil, Chili, Cyprus, Greece,
Malta, Portugal, Spain*
+31 (0) 653 99 07 82
jj.eveleens@floristholland.com

Mr. Arthur Kramer

*Central America, France, Italy (del Sud),
Mexico, La Reunion, South America*
+31 (0) 620 24 56 33
a.kramer@floristholland.com

Mr. Robin van der Meer

The Netherlands, Belgium
+31 (0) 622 237 593
r.vandermeer@floristholland.com

Mr. Stein Schouten

*Austria, Bulgaria, Croatia, Czech
Republic, Germany, Hungary, Poland,
Romania, Scandinavia, Slovakia, Slovenia,
Switzerland, Turkey, Ukraine*
+31 (0) 620 39 6012
s.schouten@floristholland.com

Mr. Sjaak Sijm

Africa, Asia
+31 (0) 620 54 61 60
s.sijm@floristholland.com

Mr. Marcel van Vemde

*Armenia, Australia, Belarus,
Ierland, India, Israel, Italy (del Nord),
New Zealand, Russia, United Kingdom,
former republics of the USSR*
+31 (0) 653 85 06 80
m.vanvemde@floristholland.com

Mrs. Judy Born

Canada West, USA
+1 778 80 95 900
j.born@floristholland.com

Ms. Felicia Vandervelde

Canada East, USA
+1 905 35 99 457
f.vandervelde@floristholland.com

SALES SUPPORT

Mrs. Sabine van der Veen-Klijn

+31 (0) 297 328 229
s.vanderveen@floristholland.com

Mr. Peter Vrolijk

+31 (0) 297 328 229
support@floristholland.com

MARKETING MANAGERS

Ms. Saskia Bakker

+31 (0) 651 759 479
s.bakker@floristholland.com

Ms. Lisanne Fabriek

+31 (0) 629 712 868
l.fabriek@floristholland.com

Mrs. Natasja van Ruiten

+31 (0) 625 475 804
n.vanruiten@floristholland.com



Florist Holland is specialized in breeding and propagation of Gerbera potted plants and cut flowers. With over 40 solid years of experience and supported by our global network of cultivation advisors, sales and distribution partners, we supply seeds and young plants to customers all over the world. With the world's widest scope of Gerberas, we offer unique series that each stand out in their own way. Let's get together and create some extraordinary business.

With a well-established worldwide sales network, Florist Holland B.V. exports products all over the world. For contact details from agents or distributors in your region, please contact the Florist Holland office in the Netherlands. All offers, agreements and supplies shall be made and concluded under and with due observance of the General Conditions of the Association Plantum NL, as filed with the Chamber of Commerce in Rotterdam, Gouda office, the Netherlands on 21 May 2012.